



# ELECTRIC CHAIN HOIST LPM/LCH





## Sydney Opera House

**Stephen Batten CEO, Hasemer Materials Handling.** «The GIS hoist provides the perfect solution for the entertainment industry. Its quiet operation, lightweight size and wide range of options enable us to tailor the hoist to exactly what our customers require. Furthermore, if a customer's solution changes, in many situations the GIS hoist can be modified rather than replaced, increasing the productivity of our customers' fleet of hoists.»

## References

Opera House Sydney, Australia | Entertainment Centre Sydney, Australia | Exhibition Centre, Sydney, Australia | Perth Arena, Australia | Burswood Casino, Perth, Australia | Entertainment Centre, Brisbane, Australia | O<sub>2</sub> Arena Berlin, Germany | ISS Dome Düsseldorf, Germany | New Music House, Helsinki, Finland | Exhibition Centre, Helsinki, Finland | YLE TV Broadcast Company, Helsinki and Tampere, Finland | Finnish National Opera House, Helsinki, Finland | Energiehuis, Dordrecht, Holland | Het Rijksmuseum, Amsterdam, Holland | Lindab Arena, Ängelholm, Sweden | Małopolski Ogród Sztuk, Cracow, Poland | Baltic Philharmonic, Danzig, Poland | O<sub>2</sub> Arena Prague, Czech Republic | Schauspielhaus, Zurich, Switzerland | Opernhaus Zurich, Switzerland | Stadttheater Basel, Switzerland



# LIGHT AND POWERFUL

Simple and easy to use – reliable and safe in operation – long-lasting and easy to maintain. In theatres, schools, sports centres, multifunction event venues, arenas, congress centres, TV studios or on concert tours, GIS chain hoists are in use worldwide. Developed and manufactured in Switzerland – for the world market.

---

Electric chain hoist LPM – the Light Load Lifter

---





# LPM



## Reliable and long-lasting

- 3 year warranty
- Made in Switzerland
- Gearbox with permanent lubrication
- Proven DC spring brake
- High safety in operation
- No sensitive electronics
- Aluminium casing and cover
- Profile steel chain
- Dry-running slipping clutch

## Easy to operate

- Low weight – only 12 kg
- Usable as stationary or climbing hoist without modification
- Geared limit switch with high positioning accuracy
- Quiet operation with 3-step drive with helical gearing
- Short delivery time
- No special tools for maintenance needed
- Effortless to maintain, easy accessible slipping clutch
- Load hook swivels 360 degrees

## Customer specific

- Three- or single-phase power
- Direct or contactor control
- Operating voltages at customer request
- Control voltages at customer request
- Special controls
- Special speeds
- Eyebolt and hook suspension
- Lifting heights up to 90m
- Hook travel stop position adjustable
- Push trolley
- Wide range of accessories and options

## YOUR BENEFITS

With a weight of only 12 kg, the LPM is the lightest among the electrical chain hoists in the entertainment industry. It is modern and compact in design with modular construction. The 3-step drive and the 5-pocket sprocket lead to very quiet running in operation. The slipping clutch is outside the drive train.





## Profile steel chain

The phosphate coated and casehardened profile steel load chain enables a chain diameter 7% smaller than round steel chain with the same load capacity. This allows a more compact design of the drive mechanism, which reduces the weight of the hoist.

## Spring brake

The DC spring brake allows safe braking of the load with minimal overrun. This proven brake system is highly reliable and easy to maintain. A second brake can be easily mounted on the existing shaft and optionally independently monitored.

## Chain container

Due to the slewable suspension of the chain container, the electric chain hoist can be used as a stationary or climbing hoist without modification. With mobile use on tour, the resulting time saving is particularly valued by the stage crew.

## Polygonal connections

A real innovation is hidden inside the chain hoist. All shaft-hub connections are built to a polygonal design. This allows significantly faster disassembly and assembly during maintenance and reduces service costs.



# BGV-D8

## Standard version

Load capacities: 125 kg to 2500 kg (1-fall)

Standard voltages: 3 × 400V/50Hz,  
3 × 230V/50Hz, 3 × 480V/60Hz

Terminal board for direct control

One or two speeds

Casing, chain and fittings black

Eyebolt suspension

Stationary or climbing hoist

Protection class IP65

Isolation class F (motor)

DC spring brake

Slipping clutch outside the drive train

Chain guide plate as additional  
chain guide

Lifting slings or lifting handles



## Accessories and options

Control 42V low voltage with geared  
limit switch

Other control voltages on request

Special motor suitable for frequency  
inverter operation

Hook suspension

Locking load hook

Geared limit switch with two additional  
emergency stops

Ergonomic control switch

Terminal board with brake contactor

Terminal board with fast switching relay

Temperature monitoring

Textile chain container for various  
lifting heights

Push and motor trolleys

Liquid drain for outdoor operation

Weather protection

Version according to British Standard  
BS 7906, Part 1:2005, Category A

## YOUR BENEFITS

Thanks to the special coating of the casings and the protection class IP65, the chain hoists are perfectly suitable for both mobile and outdoor use. They can be used as a stationary or climbing hoist without modification. When used as a climbing hoist, the chain guide plate ensures the correct running in and out of the chain.

## Electrophoretic coating

Electrophoretic coating offers high scratch and UV resistance and thus optimal protection against mechanical wear. The coating is black.



## Protection class IP65

The design of the chain hoist to protection class IP65 makes it dust-tight and protects it against strong water jets, and thus highly suitable for outdoor use.







## Performance data D8

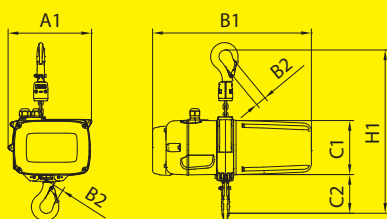
Load capacity 1-fall (kg)	Type	Speed 50 Hz (m/min)	Speed 60Hz (m/min)	Duty cycle (%)	Motor power (kW)	Power consumption fully-loaded (A)	Weight unequipped (kg)	Chain diameter (mm)	Chain weight per metre (kg)	Chain safety factor static
320	LPM250/1NL.D8	4	4.8	30	0.25	1.8	12	3.75	0.34	6.4
250	LPM250/1NL.1Ph.D8	4	4.8	40	0.25	3.2 (1x230V)	14	3.75	0.34	8
250	LCH250/1NL.D8	4	4.8	25	0.18	1.4	16.5	4	0.32	8.2
250	LCH250/1N.D8	8	9.6	25	0.36	1.3	16.5	4	0.32	8.2
250	LCH250/1NF.D8	8/2	9.6 / 2.4	25	0.36 / 0.09	1.8 / 1.7	19	4	0.32	8.2
500	LCH500/1NL.D8	4	4.8	25	0.36	2.3	17	5	0.52	6.4
500	LCH500/1N.D8	8	9.6	25	0.72	1.9	17	5	0.52	6.4
500	LCH500/1NF.D8	8/2	9.6 / 2.4	25	0.72 / 0.18	2.3 / 1.8	19.5	5	0.52	6.4
1000	LCH1000/1NL.D8	4	4.8	25	0.73	3.5	40	7	1.04	6.2
1000	LCH1000/1N.D8	8	9.6	25	1.45	4.3	40	7	1.04	6.2
1000	LCH1000/1NF.D8	8/2	9.6 / 2.4	25	4.0 / 2.8	4.3 / 3.8	41	7	1.04	6.2
1600	LCH1600/1NL.D8	4	4.8	25	1.22	4.5	56	9	1.75	6.4
1600	LCH1600/1N.D8	8	9.6	25	2.44	6.8	56	9	1.75	6.4
1600	LCH1600/1NF.D8	8/2	9.6 / 2.4	25	2.44 / 0.61	7.3 / 6.2	58	9	1.75	6.4
2000	LCH2000/1NL.D8	4	4.8	25	1.53	4.8	56.5	10	2.25	6.4
2000	LCH2000/1N.D8	8	9.6	25	3.06	7.3	56.5	10	2.25	6.4
2000	LCH2000/1NF.D8	8/2	9.6 / 2.4	25	3.06 / 0.77	8.5 / 6.6	58.5	10	2.25	6.4
2500	LCH2500/1NL.D8	3.2	3.84	25	1.53	4.8	56.5	10	2.25	5.1
2500	LCH2500/1N.D8	6.4	7.68	25	3.06	7.3	56.5	10	2.25	5.1
2500	LCH2500/1NF.D8	6.4 / 1.6	7.68 / 1.92	25	3.06 / 0.77	8.5 / 6.6	58.5	10	2.25	5.1

Further speeds on request

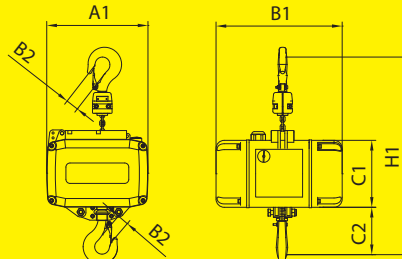
## Dimensions D8

Type	Falls	A1	B1	B2	C1	C2	H1
LPM250 / D8	1	202	389	19	134	95	393
LCH250 / D8	1	248	309	22	164	116	445
LCH500 / D8	1	248	309	22	164	116	459
LCH1000 / D8	1	323	389	32	214	139	581
LCH1600 / D8	1	347	389	37	230	164	667
LCH2000 / D8	1	347	389	37	230	164	667
LCH2500 / D8	1	347	389	37	230	164	667

### LPM



### LCH



# BGV-D8 PLUS

## Standard version

Load capacities: 125 kg to 1000 kg (1-fall)

Standard voltages: 3 × 400V/50Hz,  
3 × 230V/50Hz, 3 × 480V/60Hz

Terminal board for direct control

One or two speeds

Casing, chain and fittings black

Eyebolt suspension

Stationary or climbing hoist

Protection class IP65

Isolation class F (motor)

Two independent DC spring brakes

Slipping clutch outside the drive train

Chain guide plate as additional  
chain guide

Lifting slings or lifting handles



## Accessories and options

Control 42V low voltage with geared  
limit switch

Other control voltages on request

Special motor suitable for frequency  
inverter operation

Hook suspension

Locking load hook

Geared limit switch with two additional  
emergency stops

Ergonomic control switch

Terminal board with brake contactor

Terminal board with fast switching relay

Temperature monitoring

Textile chain container for various  
lifting heights

Push and motor trolleys

Liquid drain for outdoor operation

Weather protection

Version according to British Standard  
BS 7906, Part 1:2005, Category A

## YOUR BENEFITS

Two independent brake systems allow people to stand under the load without a secondary safety device. By means of direct control, the chain hoists can be easily combined as group hoists. The ergonomic control switch is controlled by low voltage in stationary hoists.

## Geared limit switch

The top and bottom end positions can be individually and precisely set. Two additional emergency stops are optionally available to further increase safety.



## Locking load hook

The optional locking load hook prevents the load from accidentally slipping off the load hook.







## Performance data D8PLUS

Load capacity 1-fall (kg)	Type	Speed 50 Hz (m/min)	Speed 60Hz (m/min)	Duty cycle (%)	Motor power (kW)	Power consumption fully loaded (A)	Weight unequipped (kg)	Chain diameter (mm)	Chain weight per metre (kg)	Chain safety factor static
200	LPM250/1NL.D8PLUS	4	4.8	25	0.25	1.6	13	3.75	0.34	10*
200	LPM250/1NL.1Ph.D8PLUS	4	4.8	25	0.25	3.2 (1x230V)	15	3.75	0.34	10*
250	LPM250/1NL.D8PLUS	4	4.8	40	0.25	1.6	13	3.75	0.34	8**
250	LPM250/1NL.1Ph.D8PLUS	4	4.8	40	0.25	3.2 (1x230V)	15	3.75	0.34	8**
320	LCH500/1NL.D8PLUS	4	4.8	25	0.18	2.3	19	5	0.52	10
320	LCH500/1N.D8PLUS	8	9.6	25	0.36	1.9	19	5	0.52	10
320	LCH500/1NF.D8PLUS	8 / 2	9.6 / 2.4	25	0.36 / 0.09	2.3 / 1.8	21.5	5	0.52	10
630	LCH1000/1NL.D8PLUS	4	4.8	25	0.36	3.5	46	7	1.04	10
630	LCH1000/1N.D8PLUS	8	9.6	25	0.72	4.3	46	7	1.04	10
630	LCH1000/1NF.D8PLUS	8 / 2	9.6 / 2.4	25	0.72 / 0.18	4.3 / 3.8	47	7	1.04	10
1000	LCH1600/1NL.D8PLUS	4	4.8	25	0.76	4.5	62	9	1.75	10.4
1000	LCH1600/1N.D8PLUS	8	9.6	25	1.53	6.8	62	9	1.75	10.4
1000	LCH1600/1NF.D8PLUS	8 / 2	9.6 / 2.4	25	1.53 / 0.38	7.3 / 6.2	64	9	1.75	10.4
1250	LCH2000/1NL.D8PLUS	4	4.8	25	0.76	4.8	62.5	10	2.25	10.3
1250	LCH2000/1N.D8PLUS	8	9.6	25	1.53	7.3	62.5	10	2.25	10.3
1250	LCH2000/1NF.D8PLUS	8 / 2	9.6 / 2.4	25	1.53 / 0.38	8.5 / 6.6	64.5	10	2.25	10.3

\* according to igvw SQ P2 / 2010

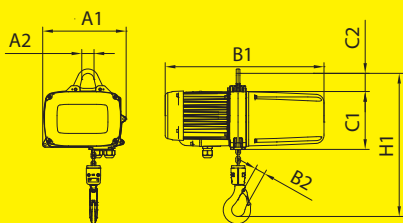
\*\* according to 56950 / 2012

Further speeds on request

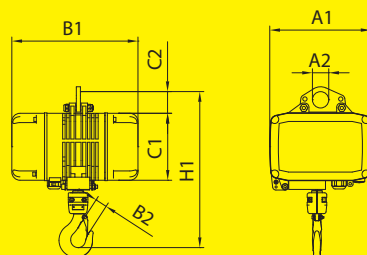
## Dimensions D8 PLUS

Type	Falls	A1	A2	B1	B2	C1	C2	H1
LPM250/D8PLUS	1	202	Ø 30	389	19	134	45	342
LCH500/D8PLUS	1	267	Ø 40	380	22	164	52	395
LCH1000/D8PLUS	1	342	Ø 52	465	32	214	69	511
LCH1600/D8PLUS	1	366	Ø 75	485	37	230	141	638
LCH2000/D8PLUS	1	366	Ø 75	485	37	230	141	638

### LPM



### LCH



# BGV-C1

## Standard version

Loads capacities: 125 kg to 1000 kg (1-fall)
Standard voltages: 3 × 400 V / 50 Hz, 3 × 230 V / 50 Hz, 3 × 480 V / 60 Hz
Terminal board for direct control
Single speed
Casing, chain and fittings black
Eyebolt suspension with load measuring pin: Output signal 0 – 10V
Protection class IP65
Isolation class F (motor)
Two independent DC spring brakes
Slipping clutch outside the drive train
Incremental encoder on chain wheel
Integration with PLC controller possible
Geared limit switch with two additional emergency stops
Chain guide plate as additional chain guide
Lifting slings or lifting handles



## Accessories and options

Contactor control 24VDC
Other operating voltages on request
Special motor suitable for frequency inverter operation
Hook suspension for load measuring pin
Locking load hook
Terminal board with brake contactor
Terminal board with fast switching relay
Load measuring pin: Output signal 4 – 20mA
Preparation for path measurement on drive shaft (without encoder)
Preparation for path measurement on chain wheel for absolute encoder (without encoder)
Temperature monitoring
Independent brake monitoring of primary and secondary brakes
Textile chain container for various lifting heights

## YOUR BENEFITS

For both path and load measurement, the additional components and electrical parts can be easily integrated in the chain hoist. Our partners who develop and supply the controls for group hoists value this highly.

### Path measurement

Preparations can be made for the integration of encoders on chain wheel and drive shaft.



### Load measurement

Special eyebolt and hook suspensions allow simple installation of a load measuring pin.





## Performance data C1

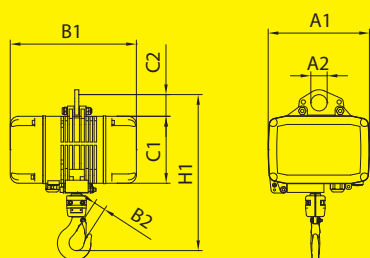
Load capacity 1-fall (kg)	Type	Speed 50 Hz (m/min)	Speed 60Hz (m/min)	Duty cycle (%)	Motor power (kW)	Power consumption fully-loaded (A)	Weight unequipped (kg)	Chain diameter (mm)	Chain weight per metre (kg)	Chain safety factor static
250	LCH500/1NL.C1	4	4.8	40	0.18	2.3	19	5	0.52	12.8
250	LGH500/1N.C1	8	9.6	40	0.36	1.9	19	5	0.52	12.8
500	LCH1000/1NL.C1	4	4.8	40	0.36	3.5	46	7	1.04	12.5
500	LCH1000/1N.C1	8	9.6	40	0.72	4.3	46	7	1.04	12.5
800	LCH1600/1NL.C1	4	4.8	40	0.61	4.5	62	9	1.75	12.9
800	LCH1600/1N.C1	8	9.6	40	1.22	6.8	62	9	1.75	12.9
1000	LCH2000/1NL.C1	4	4.8	40	0.76	4.8	62.5	10	2.25	12.8
1000	LCH2000/1N.C1	8	9.6	40	1.53	7.3	62.5	10	2.25	12.8

Further speeds on request

## Dimensions C1

Type	Falls	A1	A2	B1	B2	C1	C2	H1
LCH500/C1	1	267	∅ 40	452	22	164	95	438
LCH1000/C1	1	342	∅ 52	465	32	214	121	563
LCH1600/C1	1	366	∅ 70	485	37	230	146	643
LCH2000/C1	1	366	∅ 70	485	37	230	146	643

## LCH







### BGV-D8

Chain hoist according to BGV D8/GUV-V D8 as a modular chain hoist for lifting loads. Loads 125 kg – 2500 kg in single fall operation. Can be used as climbing or stationary hoist without modification.



### BGV-D8PLUS

Chain hoist based on BGV-D8 /GUV-V-8 as modular chain hoist for lifting loads. As a special feature, it can hold loads at rest over people without requiring a secondary safety device. Loads 125 kg – 1000 kg in single fall operation. Can be used as a climbing or stationary hoist without modification.



### BGV-C1

Chain hoist according to BGV-C1 /GUV-V-C1 for stage presentation for lifting and moving loads over people. Loads 125 kg – 1000 kg in single fall operation. Can be used as a climbing or stationary hoist without modification.

**GIS AG – the specialist for crane systems** Founded in 1957 | With own subsidiary in Germany since 1966 | Development and production of electric chain hoists in Switzerland for over 50 years | Swiss manufacturer of complete crane systems inc. hoisting equipment and vacuum lifters | Certified to ISO 9001 since 1994 | Complete market services from project planning to installation, start-up and maintenance | International sales network with over 50 qualified partners worldwide

Swiss Lifting Solutions  
Certified to ISO 9001

